

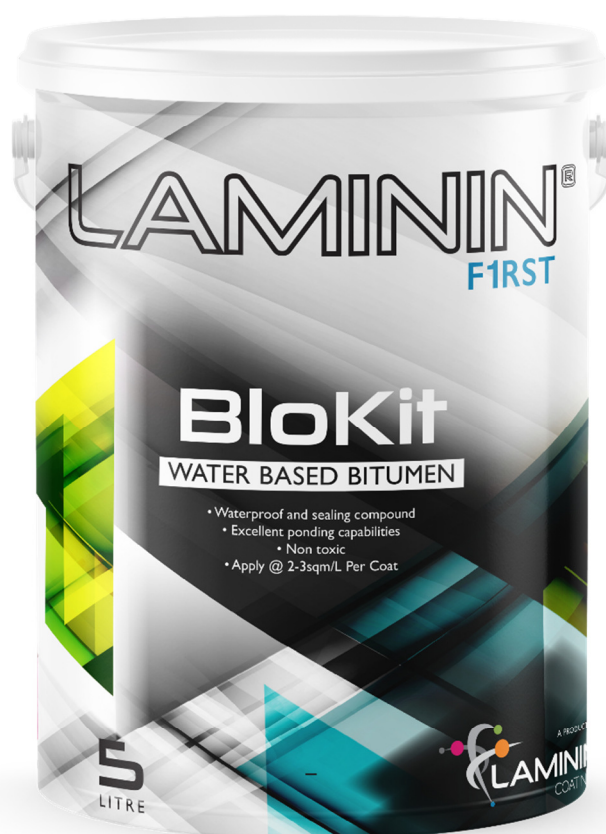
LAMININ

Technical data sheet

Nov 2024/ls

BloKit

Water based bitumen



LAMININ COATINGS (PTY) LTD • Reg No 2012/103111/07


109 FRITZ STOCKENSTROM ST | NEW EAST END | BLOEMFONTEIN 9301



www.laminincoatings.co.za



SINCE 1981



Technical data sheet

Product code: LWP200

Colour: Black

Shelf life: 12 Months
Packaging: 1l, 5l, 20l
Storage conditions: Store in a cool/dry place
Stirring method: Stir with a flat paddle

Flashpoint: **Flammable**

Viscosity: 110 – 115 KU (at 23°C)
Specific weight: 1.12 – 1.14
Solids per volume: 42 – 45 % (Approx.)
Solids per mass: 48 – 52 % (Approx.)
Spreading rate: 2 - 3m²/1l/coat
Depending on porosity,
surface conditions and
application equipment
Dry film thickness 150-250µm (Recommended)
Wet film thickness 300-500µm

Recommended coats: 2

Drying time: Touch Dry: 30min @ 23°C
Dry to handle: 2h @ 23°C
Over coating: Minimum 2 hours @ 23°C

Application: Brush, roller

Cleaning: Water

GENERAL PREPARATIONS

- All surfaces must be clean, sound & dry.
- Repair plaster cracks with tile cement / plaster mix & **HydroKey**, diluted 50% with water.

FEATURES

- Waterproofing and sealing compound.
- Emulsified water based bitumen.
- Excellent ponding capabilities for ponds and flat roofs.
- Non-toxic.
- Can be used with or without membrane.
- Waterproofing of foundation walls to prevent moisture ingress.
- It is recommended to overcoat exposed areas with Bitumen Aluminium to ensure long term durability.
- Direct application to stable substrates.
- Dilute first coat 50% / 1:1 with water as a primer coat on porous plaster / concrete and clay surfaces to improve adhesion.

WHERE TO USE

- Stable cementitious substrates, tiled and galvanized iron roofing.
- Stable ponds, flat roofs and bitumen based waterproof systems.



LAMININ COATINGS

(PTY) LTD • Reg No 2012/103111/07


109 FRITZ STOCKENSTROM ST | NEW EAST END | BLOEMFONTEIN 9301



www.laminincoatings.co.za



SINCE 1981



Technical data sheet

PRECAUTIONS

- Avoid painting in moist/humid conditions. To allow applied paint to cure, there should be no rain forecast for at least 7 days.
- Do not paint over surfaces with moisture content above 15% measured with an ultrasonic meter or over 5% with a pin type meter.
- Stir paint well with a flat paddle.
- Ideal application conditions and surface temperature should be between: 10°C - 35°C with a relative humidity of less than 75%. It is not recommended to paint in direct sunlight as this will result in the paint drying too fast leading to visible "lap-marks". Windy conditions might have a similar effect and can cause a deposit of dust particles on the wet paint.
- To ensure colour- and sheen level consistency, purchase from the same production batch of paint. Touch-ups are not recommended.
- Tint bases contain fewer litres than advertised until tinted.
- Spreading rates are theoretical and based on smooth / flat surfaces.
- Do not wash or abrade newly painted surfaces until properly cured.
- Allow 7 days for paint to dry properly and 30 days to reach full strength.
- Store paint in a cool, dry place.
- Complies with the South African legal lead limit of 90ppm or less.

COLOUR SELECTION

- Colours tinted that fall outside of Laminin Largo's formal tinting system may have risks regarding poor opacity, early fading, UV resistance, over and under tinting or alkaline attack. Please consult an official Laminin agent for advice.
- Do not alter factory standard colours as this will compromise the products longevity i.e. fading, UV and alkaline resistance, colour consistency and opacity.
- Bright colours plays an important role in colour selection, even though Laminin only makes use of lightfast pigments certain bright colours have a natural tendency for poorer opacity and UV resistance and might be more prone to alkaline attack. Please consult an official Laminin agent for the best possible advice.
- Colour variations due to efflorescence (White salty deposits) (alkaline burn or attack) will not be covered under early fading or product failure.
- The colour, white, may require a 3rd topcoat to achieve opacity and full obliteration.

HEALTH AND SAFETY

- Keep out of children's reach.
- Do not eat, drink or smoke during any application.
- Ensure appropriate ventilation during application and drying.
- Harmful if swallowed.
- Wear protective equipment during preparation, application and cleaning.
- Avoid contact with eyes.
- In case of contact, seek medical advice.



LAMININ COATINGS (PTY) LTD • Reg No 2012/103111/07


109 FRITZ STOCKENSTROM ST | NEW EAST END | BLOEMFONTEIN 9301



www.laminincoatings.co.za



SINCE 1981



Technical data sheet

DISCLAIMER

- * Specifications and recommendations are given in good faith and are meant to be used as guideline.
 - * All information is based on results obtained from our tests done and experience gained over time.
 - * Application method and - equipment, condition of substrate and - during application, will have an influence on results.
 - * This is beyond the manufacturer's control.
 - * As technology may change over time, please ensure the use of the latest Technical Data Sheet.
 - * All information listed is owned or used under licence of Laminin Coatings (Pty) Ltd and its related affiliates. © 2013 Laminin Coatings (Pty) Ltd.
- All rights reserved.



LAMININ COATINGS (PTY) LTD • Reg No 2012/103111/07

109 FRITZ STOCKENSTROM ST | NEW EAST END | BLOEMFONTEIN 9301



www.laminincoatings.co.za



SINCE 1981