

LAMININ

Technical data sheet

Nov 2024/ls

PinAcle

Interior & exterior resilient sheen



LAMININ COATINGS (PTY) LTD • Reg No 2012/103111/07


109 FRITZ STOCKENSTROM ST | NEW EAST END | BLOEMFONTEIN 9301



www.laminincoatings.co.za



SINCE 1981



Technical data sheet

Product code: NMS001
Colour: White, Pastel, Deep, Clear

Shelf life: 12 Months
Packaging: 1l, 5l, 20l
Storage conditions: Store in a cool/dry place
Stirring method: Stir with a flat paddle

Flashpoint: **Non-flammable**

Viscosity: 100 – 110 KU (at 23°C)
Specific weight: 1.30 – 1.35
Solids per volume: 35 – 40 % (Approx.)
Solids per mass: 50 – 55 % (Approx.)
Spreading rate: 10m²/l/coat
Depending on porosity,
surface conditions and
application equipment
Dry film thickness 35-40µm (Recommended)
Wet film thickness 100 -150µm
VOC level ±28g/l
White (Low VOC)

VOC Level will increase if not tinted with glycol free colourants.

Recommended coats: 2

Drying time: Touch Dry: 30min @ 23°C
Dry to handle: 2h @ 23°C
Over coating: Minimum 2 hours @ 23°C

Application: Brush, roller and airless spray

Cleaning: Water

Scrubs: >10 000

GENERAL PREPARATIONS

- All surfaces must be clean, sound & dry.
- Do not paint in moist/humid conditions.
- For paint to cure, avoid exposure to water for at least 7 days.
- It is not recommended to paint in direct sunlight as this will result in the paint drying too fast leading to visible "lap-marks". Windy conditions might have a similar effect and can cause a deposit of dust particles on the wet paint.
- Ideal application conditions and surface temperature should be between: 10°C - 35°C with a relative humidity of less than 75%.
- Spreading rate is theoretical and based on a smooth and non-porous surface.
- Stir well with a flat paddle.
- To ensure colour- and sheen level consistency, purchase from the same production batch of paint. Touch-ups are not recommended.
- Remove all loose flakes and apply **PlasterPrime** / **PlasterSeal**.
- Repair cracks with premixed **Fill** or tile cement & **HydroKey** mixture.
- To stabilise porous, chalky or alkaline surfaces, apply **PlasterPrime** / **PlasterSeal**.
- For water damaged surfaces, apply **PlasterPrime** or **DampCure**.
- Do not paint over surfaces with moisture content above 15% measured with an ultrasonic meter or over 5% with a pin type meter.
- Previously painted sound surfaces can be washed with sugar soap and rinsed thoroughly with clean water.
- To improve adhesion, sand previously painted stable surfaces and apply **Universal UnderCoat**.
- Do not wash or abrade newly painted surfaces until properly cured.
- Allow 7 days for paint to dry properly and 30 days to reach full strength.
- Store in a cool, dry place.
- Complies with the South African legal lead limit of 90ppm or less.

FEATURES

- Dries to a resilient smooth sheen finish with excellent flow and levelling.
- Fully washable and stain resistant for interior use.
- Hydrophobic coating, UV and dirt resistant for exterior use.
- Dry film anti mould and fungal protection
- Low odour for ease of application.
- Lifetime interior quality guarantee.

WHERE TO USE

- Suitably primed new and previously painted stable cement plaster, concrete, porous brickwork, fibre-cement and gypsum plaster.



LAMININ COATINGS

(PTY) LTD • Reg No 2012/103111/07


109 FRITZ STOCKENSTROM ST | NEW EAST END | BLOEMFONTEIN 9301



www.laminincoatings.co.za



SINCE 1981



Technical data sheet

PRECAUTIONS

- All surfaces must be clean, sound & dry.
- Do not paint in moist/humid conditions.
- For paint to cure, avoid exposure to water for at least 7 days.
- It is not recommended to paint in direct sunlight as this will result in the paint drying too fast leading to visible “lap-marks”. Windy conditions might have a similar effect and can cause a deposit of dust particles on the wet paint.
- Ideal application conditions and surface temperature should be between: 10°C - 35°C with a relative humidity of less than 75%.
- Spreading rate is theoretical and based on a smooth and non-porous surface.
- Stir well with a flat paddle.
- To ensure colour– and sheen level consistency, purchase from the same production batch of paint. Touch-ups are not recommended.
- Remove all loose flakes and apply **PlasterPrime** / **PlasterSeal**.
- Repair cracks with premixed **Fill** or tile cement & **HydroKey** mixture.
- To stabilise porous, chalky or alkaline surfaces, apply **PlasterPrime** / **PlasterSeal**.
- For water damaged surfaces, apply **PlasterPrime** or **DampCure**.
- Do not paint over surfaces with moisture content above 15% measured with an ultrasonic meter or over 5% with a pin type meter.
- Previously painted sound surfaces can be washed with sugar soap and rinsed thoroughly with clean water.
- To improve adhesion, sand previously painted stable surfaces and apply **Universal UnderCoat**.
- Do not wash or abrade newly painted surfaces until properly cured.
- Allow 7 days for paint to dry properly and 30 days to reach full strength.
- Store in a cool, dry place.

COLOUR SELECTION

- Colours tinted that fall outside of Laminin Largo’s formal tinting system may have risks regarding poor opacity, early fading, UV resistance, over and under tinting or alkaline attack. Please consult an official Laminin agent for advice.
- Do not alter factory standard colours as this will compromise the products longevity i.e. fading, UV and alkaline resistance, colour consistency and opacity.
- Bright colours plays an important role in colour selection, even though Laminin only makes use of lightfast pigments certain bright colours have a natural tendency for poorer opacity and UV resistance and might be more prone to alkaline attack. Please consult an official Laminin agent for the best possible advice.
- Colour variations due to efflorescence (White salty deposits) (alkaline burn or attack) will not be covered under early fading or product failure.
- The colour, white, may require a 3rd topcoat to achieve opacity and full obliteration.



LAMININ COATINGS

(PTY) LTD • Reg No 2012/103111/07


109 FRITZ STOCKENSTROM ST | NEW EAST END | BLOEMFONTEIN 9301



www.laminincoatings.co.za



SINCE 1981



Technical data sheet

HEALTH AND SAFETY

- Keep out of children's reach.
- Do not eat, drink or smoke during any application.
- Ensure appropriate ventilation during application and drying.
- Harmful if swallowed
- Products may be harmful if swallowed.
- Wear protective equipment during preparation, application and cleaning.
- Avoid contact with eyes. In case of contact, immediately rinse with clean water and seek medical advice.
- Avoid contact with skin. In case of contact, wash thoroughly with soap and water. If skin irritation occurs, seek medical advice.

QUALITY GUARANTEE

15 Years.

Lifetime guarantee on interior walls.

To VALIDATE quality guarantee, please register via our website or through your nearest distributor.

DISCLAIMER

- * Specifications and recommendations are given in good faith and are meant to be used as guideline.
 - * All information is based on results obtained from our tests done and experience gained over time.
 - * Application method and - equipment, condition of substrate and - during application, will have an influence on results.
 - * This is beyond the manufacturer's control.
 - * As technology may change over time, please ensure the use of the latest Technical Data Sheet.
 - * All information listed is owned or used under licence of Laminin Coatings (Pty) Ltd and its related affiliates. © 2013 Laminin Coatings (Pty) Ltd.
- All rights reserved.



LAMININ COATINGS (PTY) LTD • Reg No 2012/103111/07

109 FRITZ STOCKENSTROM ST | NEW EAST END | BLOEMFONTEIN 9301



www.laminincoatings.co.za



SINCE 1981